

FY 2017 - 2021  
Capital Improvement Program  
Overview

City Council Study Session

April 7, 2016

Presented by the Office of Management and Budget and the  
Engineering Department



# Agenda

- Discuss 5-Year CIP
- Highlight Select Current Projects
- Highlight New and Planned Projects
- Review Historical Spending and Bond Programs

# Capital Improvement Program (CIP)

- A multi-year plan for scheduling and funding capital infrastructure needs
- Council appropriates funding for the first year of the five-year plan as part of the annual budget
- Individual project contracts are brought to Council for approval throughout the year

# Project Types

- **Funded**
  - Funding identified
  - Programmed within the five year CIP period
- **Planned**
  - Funding not identified
  - A need to be complete within the next five years

# CIP Funding

## **General Obligation Bonds**

-Approved by voters, debt service paid primarily with secondary property tax and impact fees

## **Utility Revenue Bonds**

-Approved by voters, debt service repaid with revenues generated from City utility operations

## **Local Revenues**

-Sales tax, state share revenue, and other revenue generated from City services

## **Grants**

-Regional, state, or federal funding which allows the City to leverage City funding sources

# Operations & Maintenance

Operations & Maintenance cost estimates are reviewed throughout the CIP project lifecycle and budgeted to ensure that the City can meet the operational responsibilities of capital improvements.

Examples:

Landscape maintenance at City parks

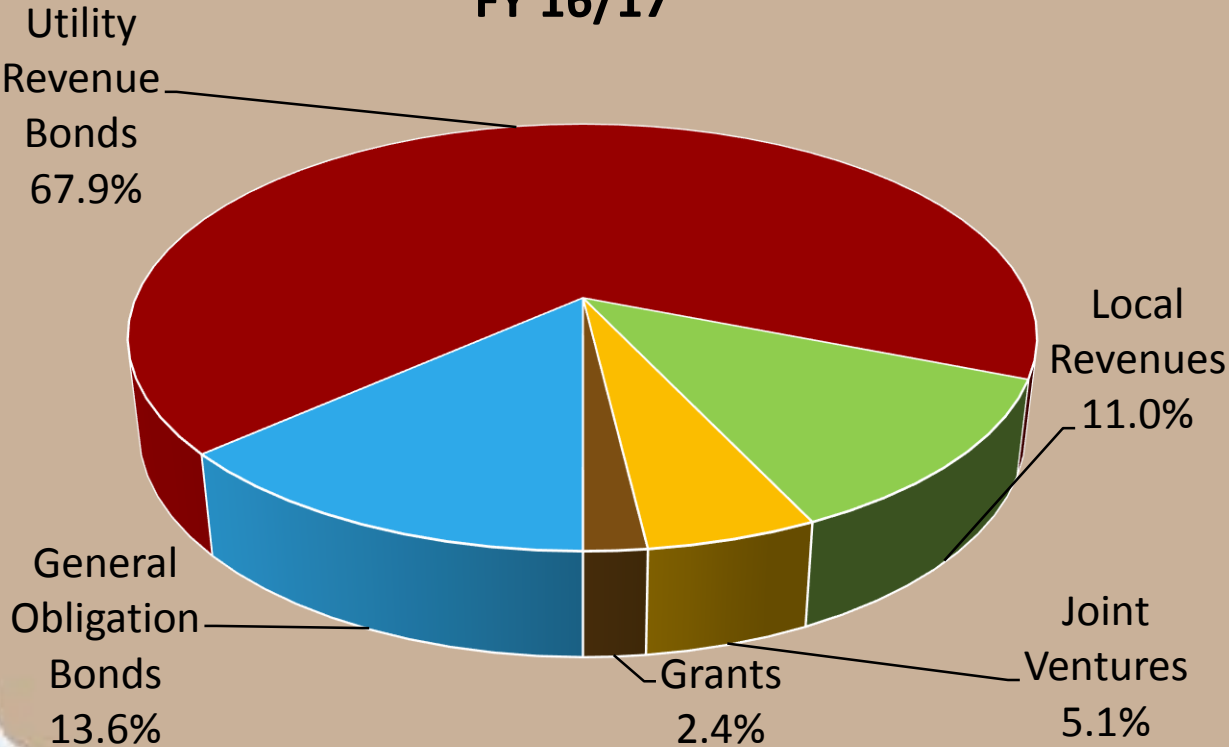
Utility services for a City building

Staffing of a new fire station

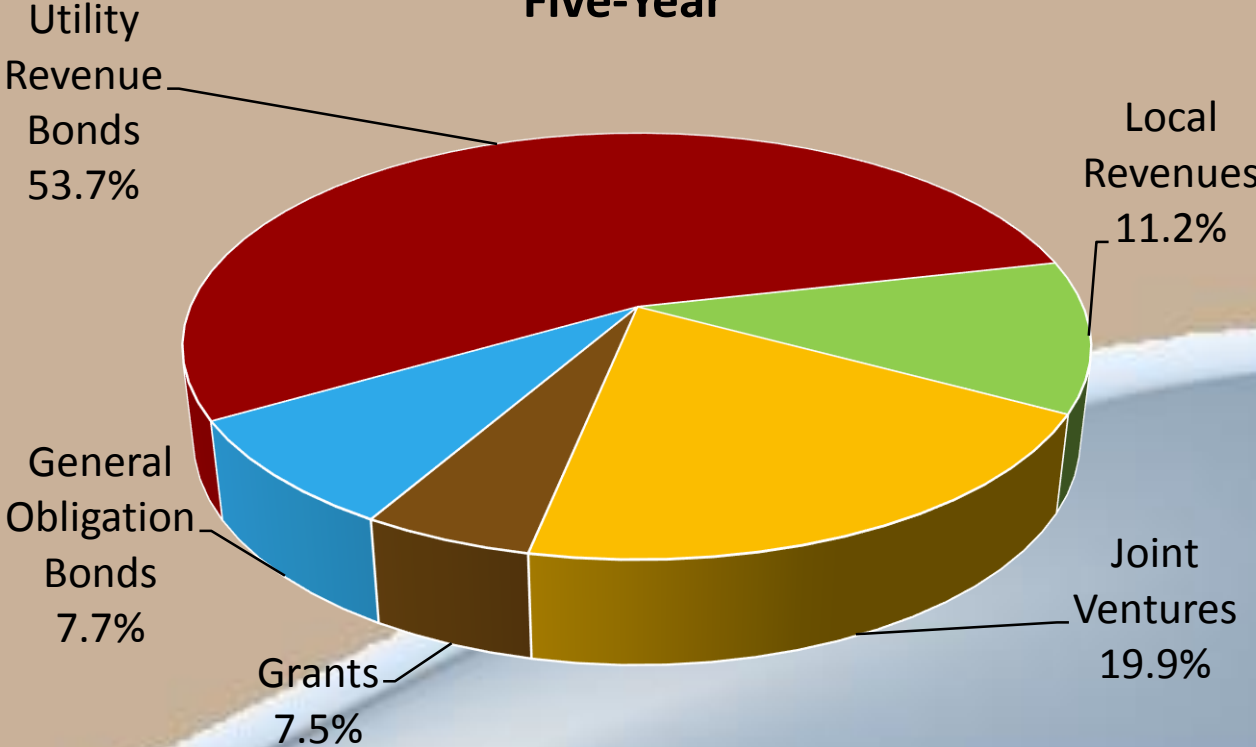
# Funded Projects Summary

## Proposed Five-Year CIP\*

**FY 16/17**



**Five-Year**



\*Does not include potential future bond elections.

# Funded Projects Summary

## Proposed Five-Year CIP\*

<b>Funding Source</b>	<b>FY 16/17</b>	<b>Five-Year</b>
General Obligation Bonds	\$42.7M	\$69.8M
Utility Revenue Bonds	213.4M	486.5M
Local Revenues	34.7M	101.7M
Joint Ventures	16.2M	180.0M
Grants	7.5M	67.6M

\*Does not include potential future bond elections.



# Select Funded Projects – Parks

Project	Bond	Grant
Pioneer Park	\$7.95M	-
Eagles Park and Community Center	3.5M	3.0M
Greenfield Park	3.5M	-
Federal Building	5.0M	-
Signal Butte & Elliot Park	1.4M	-

# Select Funded Projects - Public Safety

Project	Bond
Aviation Hangar Remodel	\$0.3M
Burn Room Improvements	1.9M
Evidence Freezer	1.2M
Holding Facility Upgrades	1.8M
Mesa Regional Dispatch & EOC	9.6M
Police Firing Range Improvements	1.6M

# Select Funded Projects - Streets

Project	Street Bond	Utility Bond
Mesa Drive Phase II	\$14.0M	\$6.5M
First Avenue Improvements	1.0M	8.9M
Gateway Airport (Environmental)	5.0M	-
Streetlight Replacements	2.0M	-

# Proposed New Projects

- Broadway Road Improvements Study
- Elliot Road Technology Corridor
- Mesa Regional Arterial Reconstruction Projects
- Design of Household Hazardous Waste Facility
- Storm Drainage Improvement Projects

# Planned/Future Projects

- Monterey Park Expansion
- Pool/Playground Improvements
- Police Evidence Facility
- Driving Track Reconstruction at the Public Safety Training Facility
- Fire Station 221: Eastmark
- Power Road – East Maricopa Floodway to Loop 202 San Tan Freeway
- Southern Avenue – Country Club and Stapley Intersection Improvements

# Building the Next Mesa

## CIP Expenditures by Fiscal Year

(All Funds)

<b>Fiscal Year</b>	<b>Expenditures</b>
2012-13	\$166.9M
2013-14	172.0M
2014-15	119.9M
2015-16*	86.2M

\*Through 2/29/16

2015-16 Year End Estimate                      \$135M

# Calendar

- Today - Review Capital Improvement Program (CIP)
- April 21 - Utility related CIP and Utility Rates
- May 16 - Adoption of the CIP and Utility Rates

# Status of Bond Programs



April 7, 2016  
Study Session



# Overall Bond Program - Dollars & Cents

	Total	Expended (as of Feb 2016)	Add'l Under Contract
2012 Parks & Recreation	\$ <del>X</del> M \$77.7 M*	\$34 M	\$7.3 M
2013:			
• Public Safety	\$51.7 M	\$32.2 M	\$5.4 M
• Streets	\$79.1 M	\$16.8 M	\$8.3 M
2014 Utility Systems	\$580 M	\$32.9 M	\$34.4 M

\*October 2013 – combined grant funds & operating funds with bond program

# 2012 Parks & Recreation





# Where We've Been?

## Council Discussions

- April 5, 2012 Proposed \$131M Program
- June 25, 2012 Established \$70M Program
- July 2, 2012 Call for Election
- November 6, 2012 Bond Election
- January 17, 2013 Funding/Schedule Discussion
- March 7, 2013 Priority/Schedule Approval
- October 31, 2013 Update/Revise Schedule
- June 25, 2015 Update Cost/Schedule
- September 5, 2015 Direction on Cost Reallocation
- October 8, 2015 Modified Cost Reallocation



# November 2012 Election Projects

Project	Project
• Signal Butte & Elliot	• Kleinman Park
• Medina & Hawes (Mariposa)	• Federal Building
• McDowell & Recker (Desert Trails)	• Greenfield Park
• McKellips & Ellsworth (Desert Arroyo)	• Buckhorn Baths
• Mesa Jr High (Eagles)	• Monterey Park
• West Mesa Sports Complex (Fiesta Sports Park)	• Downtown Urban Plaza (Mesa City Center)
• Existing Parks Improvements	• Riverview/Rio Salado Ped Path
• Pioneer Park	• West Mesa Connector
• Taylor Pool Renovation (Mesa Aquatic Complex)	• Southeast Mesa Bike & Ped Path
• Riverview Park	

# Schedules Presented to Council March 2013





# Completed New & Renovated Parks



Jan  
2014



May  
2015

(Medina & Hawes)



May,  
July  
2013

## Mesa Aquatics Center

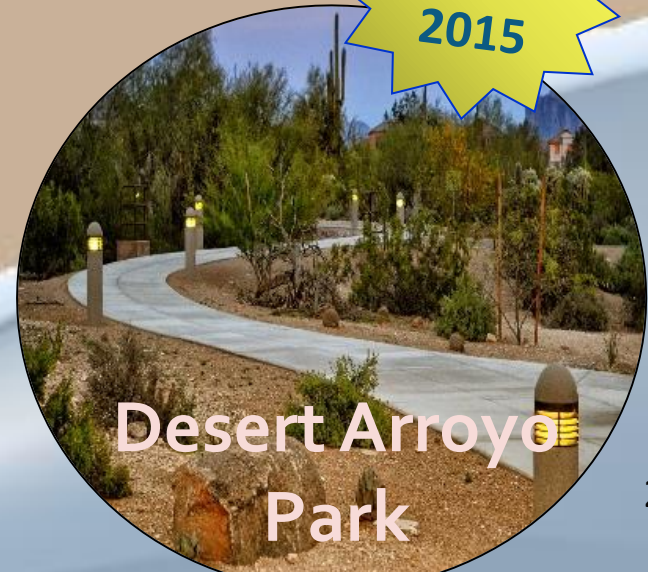


May  
2015



Nov  
2014

(McDowell & Recker)



Aug  
2015

(McKellips & Ellsworth)



# Completed Existing Park Upgrade Projects

## Playground Improvement Projects



**Porter Park**  
June 2014



**Pequeno Park**  
Nov 2014



**Candlelight Park**  
Sept 2015



**Emerald Park**  
April 2015



**Vista Monterey Park**  
May 2015



**Sherwood Park**  
Oct 2015

## Irrigation Improvement Projects

## Ballfield Lighting Projects

•Evergreen, Fremont, Hawthorn	Feb 2014
•Escobedo, Poston, Taylor	April 2014
•Gene Autry Park	Aug 2015
•Dobson, Mesa, Rhodes	Feb 2015
•Whittier, Taft Demolition, Franklin West Demolition	Mar 2015

# Parks Under Construction

Nov  
2016



**Fiesta Sports Park**


## Additional Park Improvement Projects

• Woodglen Park Irrigation Imp.	Aug 2016
• Harmony Park Irrigation Imp.	Aug 2016

# Other Project Changes

**Project Added**

May  
2016



**Guerrero Rotary  
Mendoza Field**

**Project Cancelled**

**Buckhorn  
Baths**





# Parks In Design/Planning



Pioneer Park

Summer 2017



Signal Butte & Elliot

May 2018



City Center  
Concept Design/ASU

May 2016



Greenfield Park

May 2017



Kleinman Park

Winter 2016



Eagles Park

Summer 2017



# Parks In Design/Planning

## Playground Improvement Projects

**Oct  
2016**



**Dobson  
Ranch**

**Summer  
2016**



**Gene Autry**

## Playground Shade Projects

**July  
2016**



**Rancho Del Mar**

**July  
2016**



**Kingsborough**

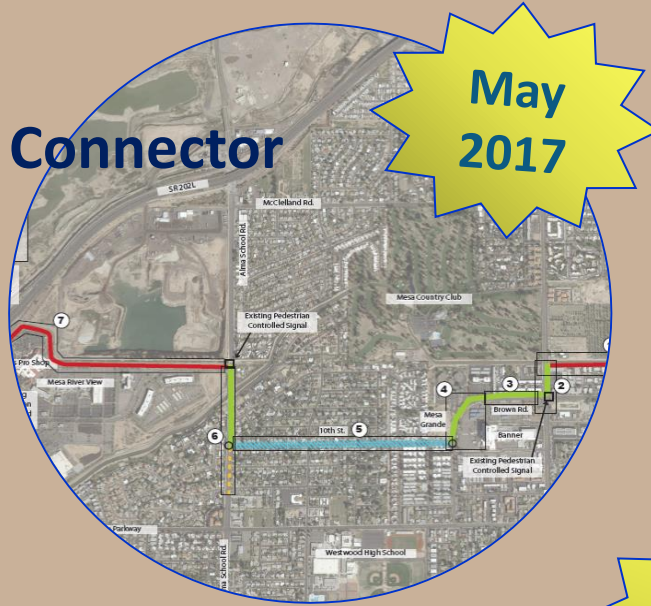
## Irrigation Improvement Projects

• Meadowgreen Park Irrigation Imp.	June 2016
• Fitch Park Irrigation Imp.	July 2016



# Others In Design/Planning

West Mesa Connector



Southeast Mesa Bike & Ped Path



Federal Building



Nov 2016

Rio Salado Phase 3 + 4



# Schedules Presented to Council March 2013

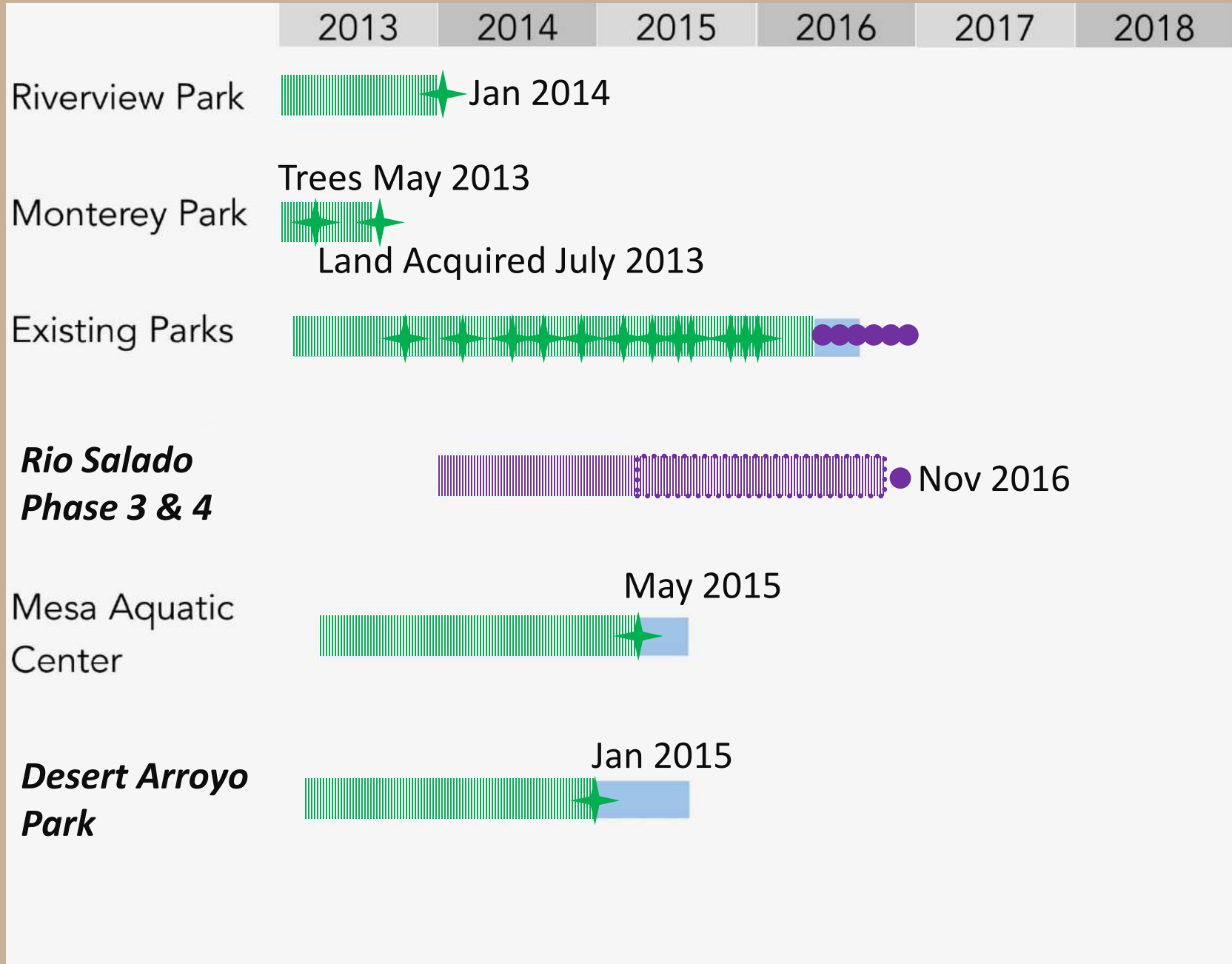
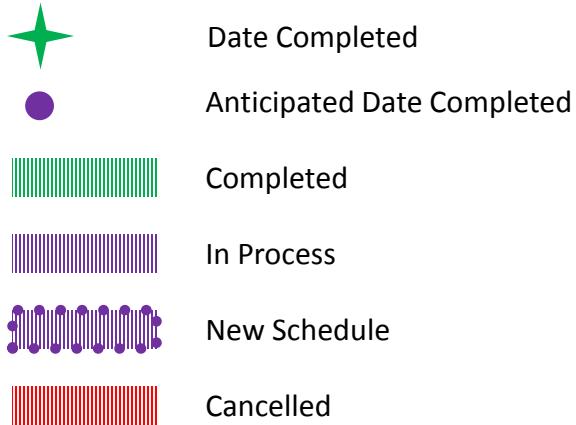


29


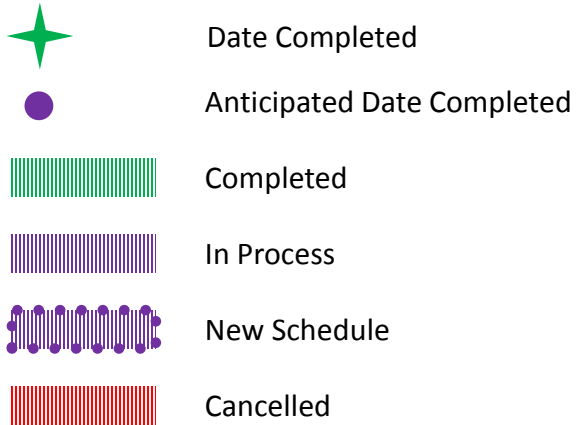
30

31

# Program Updates: From March 2013 - March 2016









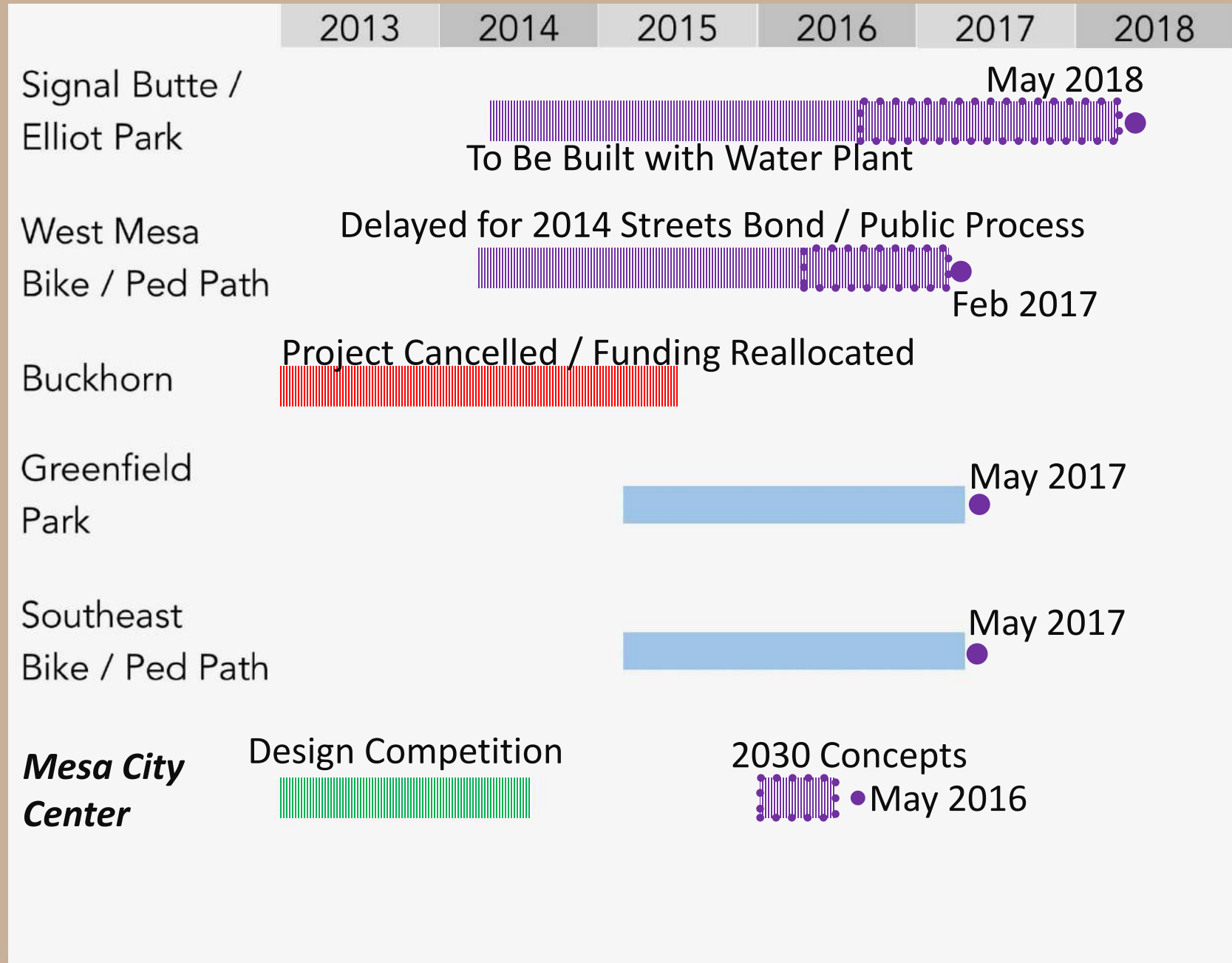
# Program Updates: From March 2013 - March 2016











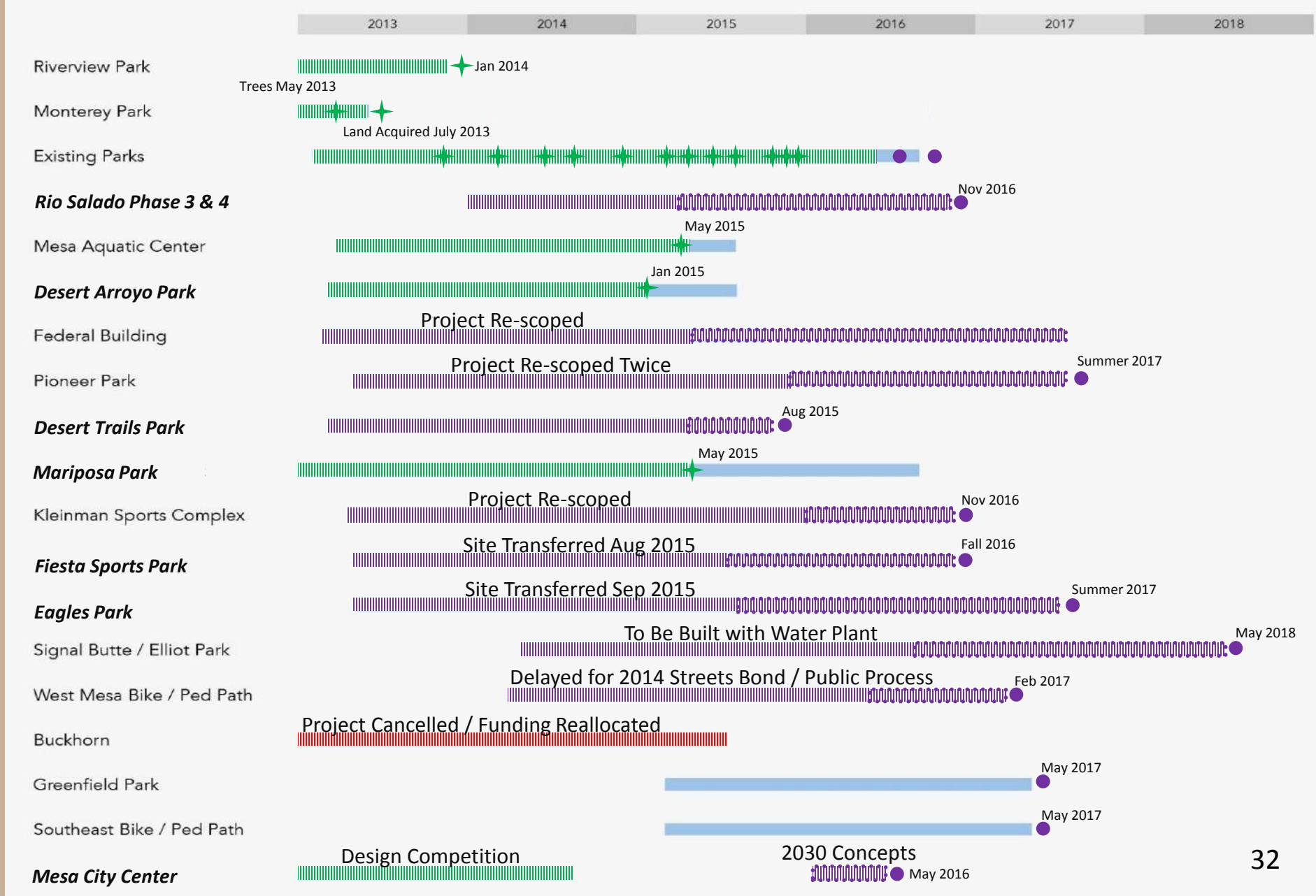
# Program Updates: From March 2013 - March 2016

-  Date Completed
-  Anticipated Date Completed
-  Completed
-  In Process
-  New Schedule
-  Cancelled



# Program Updates: From March 2013 - March 2016

-  Date Completed
-  Anticipated Date Completed
-  Completed
-  In Process
-  New Schedule
-  Cancelled





# 2013 Public Safety & Streets





# Public Safety Projects

Legend

Complete

Design/Construction

Public Safety Projects	Status	Orig. Budget	Mod. Budget
Communications Building Elec/Mech.	Completed June 2015	\$1.8 M	\$1.8 M
Fiber to Radio Network Backbone Sites <ul style="list-style-type: none"> <li>• Segment 2</li> <li>• Segment 6</li> <li>• Segment 3</li> <li>• Segment 1</li> </ul>	Dec 2015 Jan 2016 Sept 2016 June 2016	\$4.6 M	\$4.6 M
Fire Apparatus Replacements	Completed	\$15 M	\$8.5 M
Fire & Medical Dispatch/Communications Center	Design, Dec 2016	\$16 M	\$22.6 M
Fire Station 203 Replacement	Construction, June 2016	\$4.4 M	\$4.4 M
Police Aircraft Replacement (Helicopter)	Purchased	\$3.2 M	\$3.2 M
Police Aviation Unit Hanger Remodel <ul style="list-style-type: none"> <li>• Phase 1</li> <li>• Phase 2</li> </ul>	July 2015 Sept 2016	\$0.3 M	\$0.3 M
Police Evidence Freezer	Construction, Sept 2016	\$0.9 M	\$1.2 M
Police Holding Facility Improvements	Construction, Nov 2016	\$1.8 M	\$1.8 M
Police Shooting Range-Increased Security	Construction, Mar 2016	\$1.6 M	\$1.6 M
Public Safety Training Facility-Facility Burn Room	Construction, Feb 2017	\$1.9 M	\$1.9 M



# Streets Projects

Streets Projects	Status	Orig. Budget	Mod. Budget
10 <sup>th</sup> Street (Multi-Modal)	Design combined with 2012 West Mesa Connector May 2017	\$1.2 M	\$1.2 M
<b>Arterial Reconstructs</b> <ul style="list-style-type: none"> <li>• <b>Broadway: Power - Sossaman</b></li> <li>• <b>Sossaman: Ray - Tahoe</b></li> <li>• <b>University: Sossaman – 88<sup>th</sup></b></li> <li>• <b>Signal Butte: Southern – Weir</b></li> <li>• <b>Southern: RWCD – Power + University: 24<sup>th</sup> – Val Vista</b></li> <li>• <b>Alma School: Broadway - Main</b></li> <li>• <b>Arterial/Regional Funds Leverage Package</b></li> </ul>	<b>Aug 2015</b> <b>June 2015</b> Dec 2016 Dec 2016 Dec 2016  Nov 2016 Summer 2016 – Summer 2020	\$27 M	\$5 M \$1.13 M \$2.2 M \$1.3 M \$5 M  \$1.8 M \$6.3 M
City Share	Development Driven	\$4 M	\$4 M
Economic Development	Development Driven	\$10 M	\$10M
Fiesta District-Phase II	Construction, Oct 2016	\$10 M	\$10 M
Gateway Airport-Design	Airport Environmental/Development Driven	\$5 M	\$5 M
Mesa Drive-Phase II	Design, End of 2019	\$14 M	\$14 M
ROW Improvements/1 <sup>st</sup> Ave.	Design, End of 2019	\$3.5 M	\$3.5 M
Rusted Streetlight Pole Replacement + Streetlight Improvements	Procurement	\$4.1 M	\$4.1 M

**Legend**

Complete

Design/Construction



# Streets Program Changes

Leveraging \$6.3 M Arterial Street Reconstruct Bond Funding into \$26.8 M in Streets



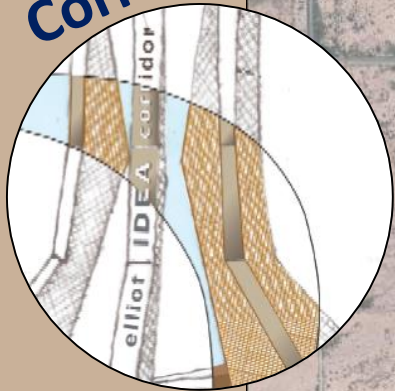
Key	Project	Org. Bond Amount	New Project Total
1	Southern: Gilbert – Val Vista	\$2.6 M	\$6.8 M
2	Southern: Greenfield - Higley	\$2.8 M	\$6.5 M
3	Baseline: 24 <sup>th</sup> – Consolidated	\$0.9 M	\$4.9 M
4	Val Vista: Baseline - US60	\$0	\$1.1 M
5	Val Vista: US60 - Pueblo	\$0	\$7.5 M
<b>TOTALS</b>		<b>\$6.3 M</b>	<b>\$26.8 M</b>



# Streets Program Changes

Leveraging \$3 to 5 M Bond Funding into \$16.5 M Elliot Road Tech Corridor Project

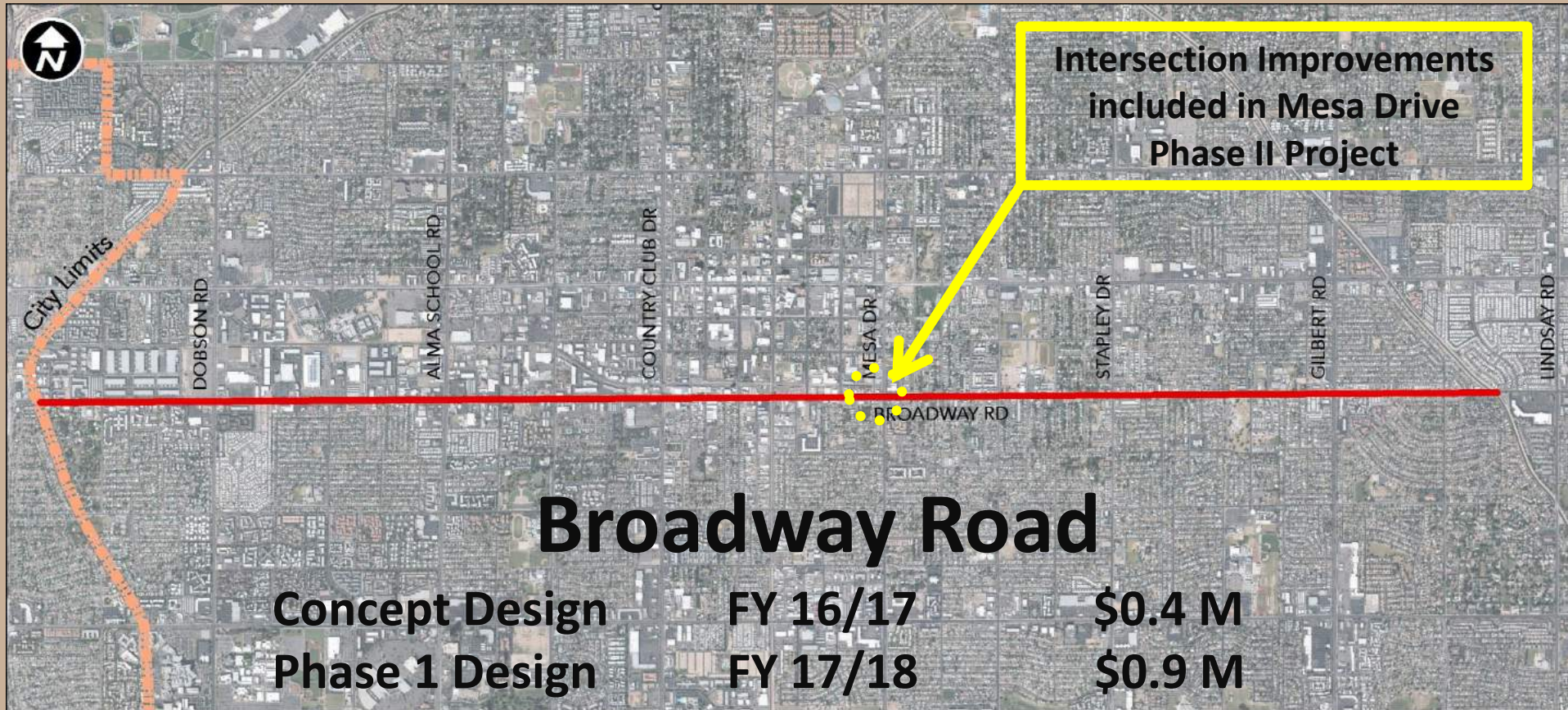
Elliot Tech  
Corridor



End  
of  
2018



# Street Projects Modifications



**But wait . . .**

**There's more!**

**[Active CIP Project Map](#)**

# Discussion

