



2018 General Obligation Bond Update

February 7, 2019

Scott Butler, Office of Management & Budget

2018 Bond Program Proposed Project Schedule

Factors in Project Schedule Development:

- Multi-year bond program (2019 – 2024) to manage voter authorization
- Respond to priorities and needs of the City
- Balance Engineering project workload
- Ensure available funding to support the operation/maintenance impact

FY 2018/19

Estimated expenditures \$14.9M

Land Acquisition

Fire Station 221 – Eastmark

Monterey Park

North Center Street

Northeast Public Safety
Facility

Design

Communication Fiber

City Center Plaza

Dobson Library Improvements

Federal Building Renovation

Harris Basin Playground

i.d.e.a. Museum Phase 1

Lehi Crossing
Shared Use Path

Main Library Improvements

FY 2019/20

Estimated expenditures \$27.8M

Design

Eastern Canal
Shared Use Path

Federal Building
Renovation

i.d.e.a. Museum
Phase 1

Lehi Crossing
Shared Use Path

Monterey Park

North Center Street

Northeast Public Safety
Facility

Red Mountain Park
Community Athletic
Fields

Red Mountain Park
Youth Baseball/Softball

Construction

City Center Plaza

Communication Fiber

Dobson Library
Improvements

Fire Station 221 – Eastmark

Harris Basin Playground

Main Library
Improvements

FY 2020/21

Estimated expenditures \$30.0M

Design

Eastern Canal
Shared Use Path

Red Mountain Park
Youth Baseball/Softball

Northeast Public
Safety Facility

Signal Butte Park
Phase 2

Red Mountain Park
Community Athletic Fields

Southeast Mesa Library

Construction

City Center Plaza

Lehi Crossing
Shared Use Path

Communication Fiber

Monterey Park

Federal Building
Renovation

North Center Street

Fire Station 221 –
Eastmark

FY 2021/22

Design

Crismon and Elliot Basin

Dog Park – Countryside Park

i.d.e.a. Museum Phase 1

Marlborough Mesa Park

Palo Verde Park

Police Evidence Facility

Southeast Mesa Library

Estimated expenditures \$49.6M

Construction

Communication Fiber

North Center Street

Eastern Canal
Shared Use Path

Northeast Public Safety
Facility

Federal Building
Renovation

Red Mountain Park
Community Athletic Fields

Lehi Crossing
Shared Use Path

Red Mountain Park
Youth Baseball/Softball

Monterey Park

Signal Butte Park
Phase 2

FY 2022/23

Estimated expenditures \$57.4M

Construction

Crismon & Elliot Basin

Palo Verde Park

Countryside Park Dog Park

Police Evidence Facility

i.d.e.a. Museum Phase 1

Signal Butte Park
Phase 2

Marlborough Mesa Park

Southeast Mesa Library

Monterey Park

North Center Street

Northeast Public Safety Facility

FY 2023/24

Estimated expenditures \$16.3M

Construction

Crismon & Elliot Basin

Countryside Park Dog Park

i.d.e.a. Museum Phase 1

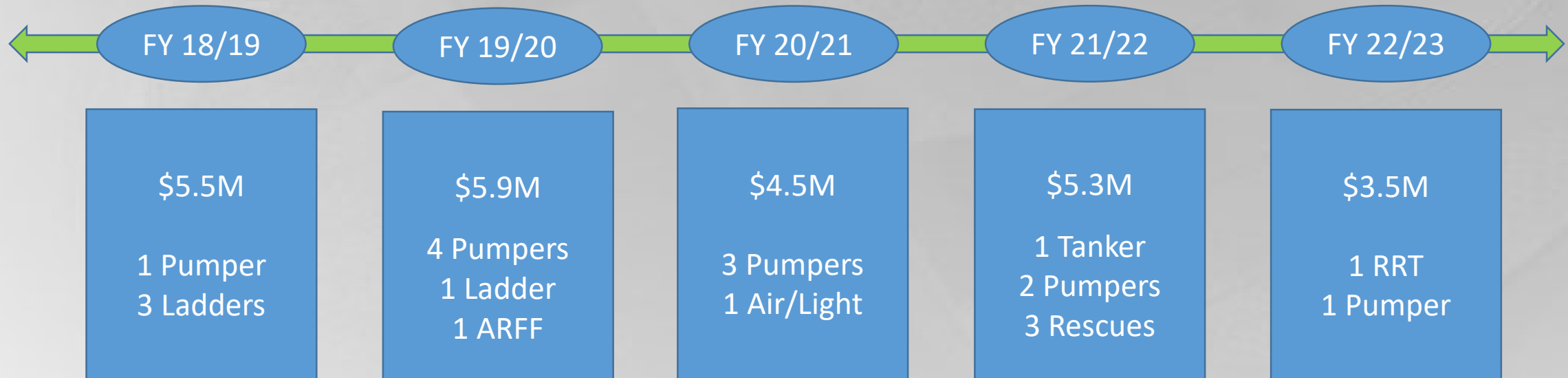
Police Evidence Facility

Southeast Mesa Library

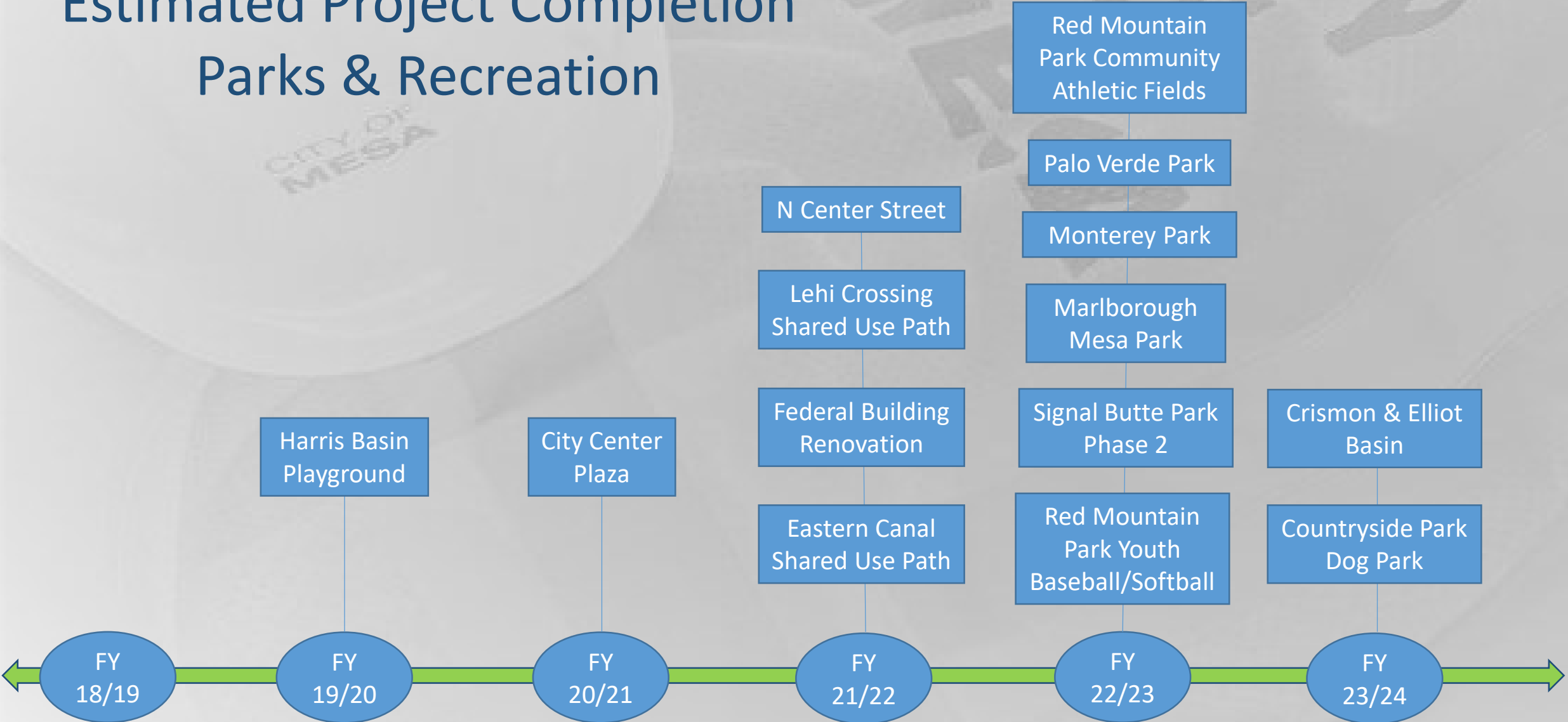
Fire Apparatus Replacement

Purchase

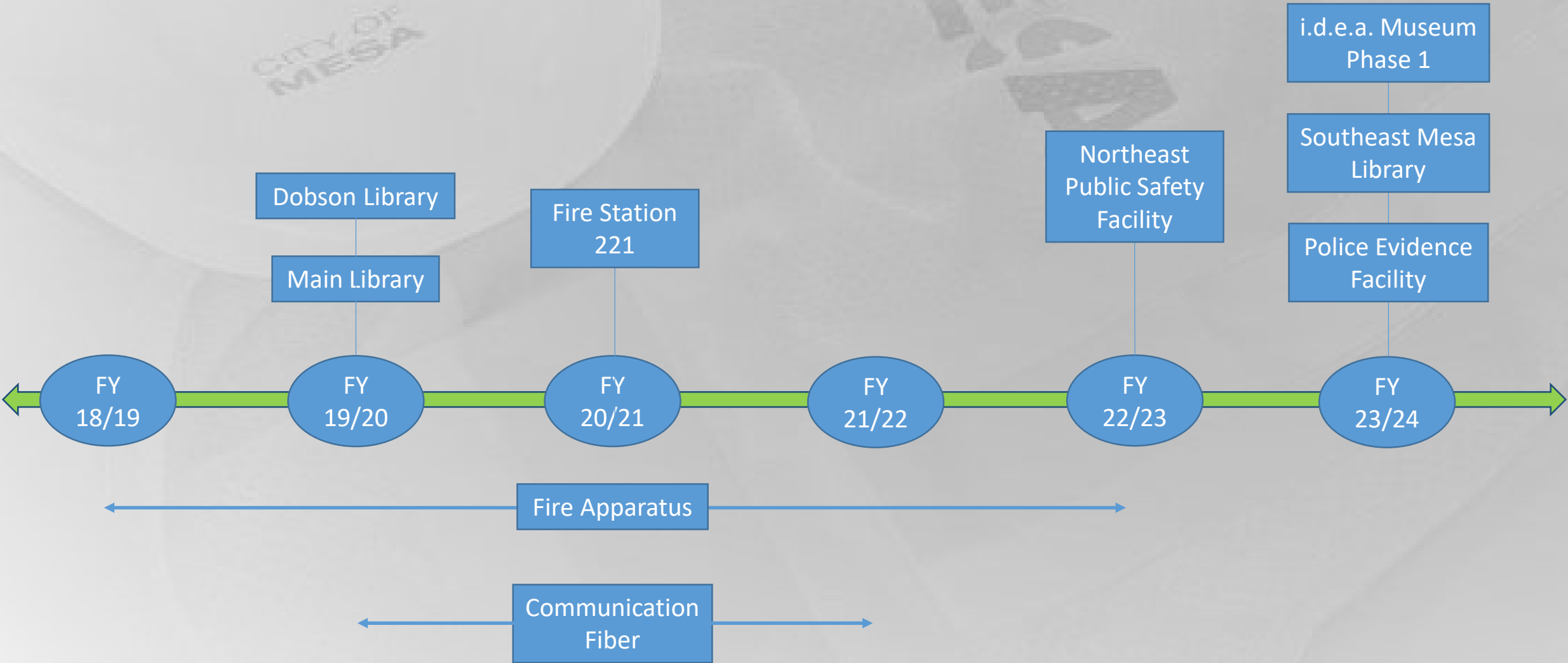
The Fire and Medical Department maintains a multi-year forecast apparatus replacement schedule based on established industry standards for mileage and years in service. The 2018 General Obligation Bond Authorization provides \$24.7M in funding for these replacements for fiscal years 2019 – 2023.



Estimated Project Completion Parks & Recreation



Estimated Project Completion Public Safety & Cultural



Operations & Maintenance (O&M)

O&M is separated between ongoing and start up costs. Ongoing costs occur each year and include personnel, utilities, landscape maintenance, etc. Start up costs are one-time purchases needed to provide services including such things as computer equipment, shelving, and landscape mowers.

OPERATIONS & MAINTENANCE	FY 18/19	FY 19/20	FY 20/21	FY 21/22	FY 22/23	FY 23/24	FY 24/25	FY 25/26
Total Ongoing	-	280,820	2,309,199	2,725,030	5,473,699	8,681,606	12,114,566	12,552,613
Total Start Up	720,000	1,514,000	1,523,958	1,817,377	2,100,497	2,255,678	4,483,653	-
TOTAL	720,000	1,794,820	3,833,157	4,542,407	7,574,196	10,937,284	16,598,219	12,552,613
O&M BY FUND								
Arts & Culture Fund (AC)	-	-	-	-	-	-	25,889	26,825
General Fund (GF)	720,000	1,794,820	2,078,968	2,589,759	3,740,210	6,848,374	12,380,265	8,182,136
Environmental Compliance (EC)	-	-	17,219	17,607	18,028	18,474	18,940	19,625
Local Streets Fund (LS)	-	-	-	6,278	22,499	23,056	23,629	24,493
Public Safety Fund (PS)	-	-	1,736,970	1,928,763	3,793,459	4,047,380	4,149,496	4,299,534
TOTAL	720,000	1,794,820	3,833,157	4,542,407	7,574,196	10,937,284	16,598,219	12,552,613

Questions



mesa·az