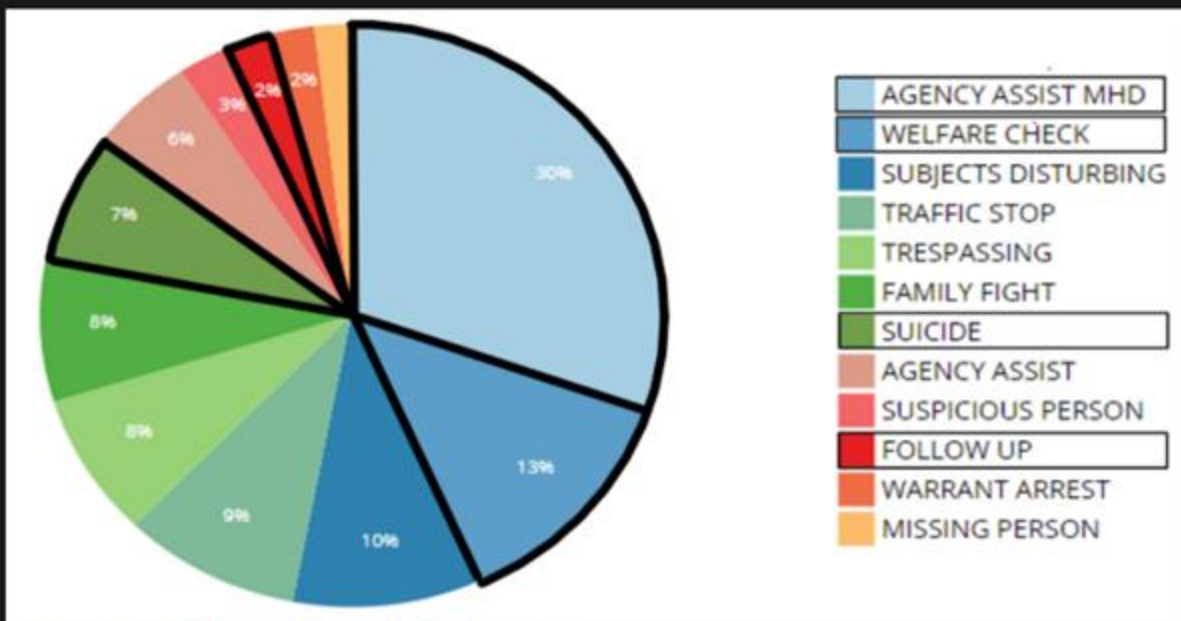




# **CRISIS PREVENTION AND INTERVENTION**

ADAPTING MESA POLICE DEPARTMENT'S  
CRISIS INTERVENTION TEAM (CIT)  
TRAINING FOR MESA PUBLIC SCHOOLS STAFF



# MPD 911 SERVICE CALLS

Documented Mesa Police Calls for Service

**52%**

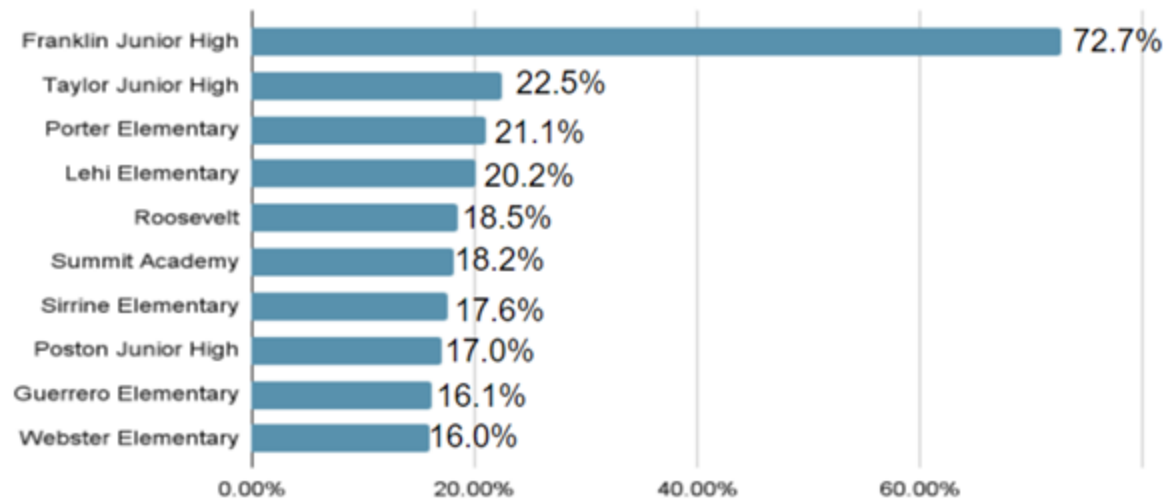
City of Mesa Database

Grade	K	1	2	3	4	5	6	7	8	9	10	11	12
Behavior	344	419	213	331	177	171	232	317	465	67	38	22	5
Self-Harm	5	3	5	9	7	8	50	45	36	18	6	4	1
Substance Abuse	0	0	0	2	4	5	19	21	43	33	12	7	8
Suicide Intervention	5	6	8	17	22	33	54	41	45	33	25	14	6
<b>Total</b>	354	428	226	359	210	217	355	424	589	151	81	47	20

# MESA PUBLIC SCHOOLS COUNSELING

MPS MySABERS Survey Results

## Sadness "Often" or "Almost Always"



MPS MySABERS Survey Results

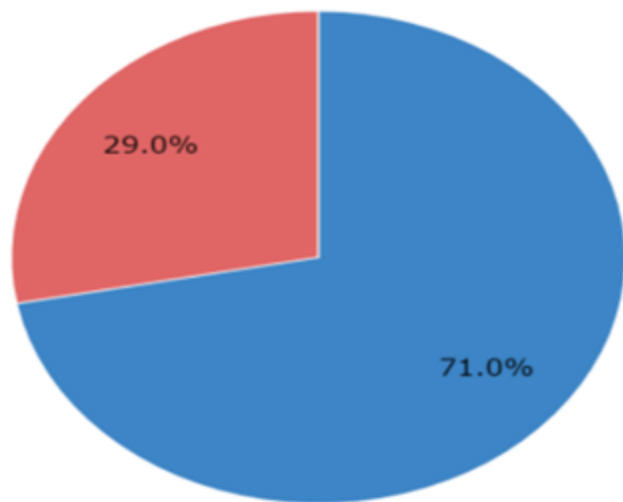
**MPS SELF-  
REPORTED  
"SAD"  
STUDENTS**





### Teachers in Arizona and Mental Health Training


- Teachers who want more mental health training
- Teachers who do not want more mental health training



Marshari, S. (2021)

## ARIZONA TEACHERS & MENTAL HEALTH TRAINING

71%



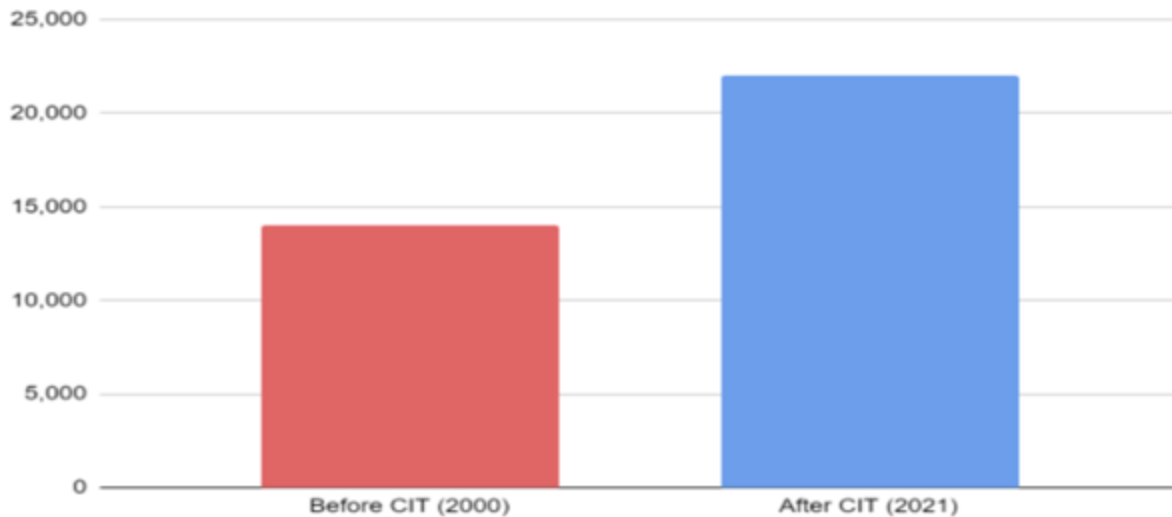


# **CRISIS INTERVENTION TEAM**

(CIT)




### Diverted Calls for Mental Health before and after CIT in Maricopa County



Tempe.gov. 2022. *Tempe Newsroom | City of Tempe, AZ.* [online] Available at: <https://www.tempe.gov/Home/Components/News/News/16466/1546> [Accessed 26 January 2022].

**DIVERTED MENTAL HEALTH 911  
SERVICES CALLS AFTER CIT  
TRAINING IN MARICOPA COUNTY**






# PROPOSAL



## **MPD-MPS CIT Training Program**

MPD will collaborate with MPS to adapt and provide CIT training for MPS staff.







**FREE**



# ANTICIPATED BENEFITS



- 01.** Quick and cost-effective implementation



- 02.** Streamlined communication and service access



- 03.** Improved law enforcement-community relations



TELLER, J.S., MUNETZ, M.R., GIL, K.M., & RITTER, C. (2006)

GILL, C., WEISBURD, D., TELEP, C.W., VITTER, Z., & BENNETT, T. (2014)



**IMPLEMENTATION  
RECOMMENDATIONS**

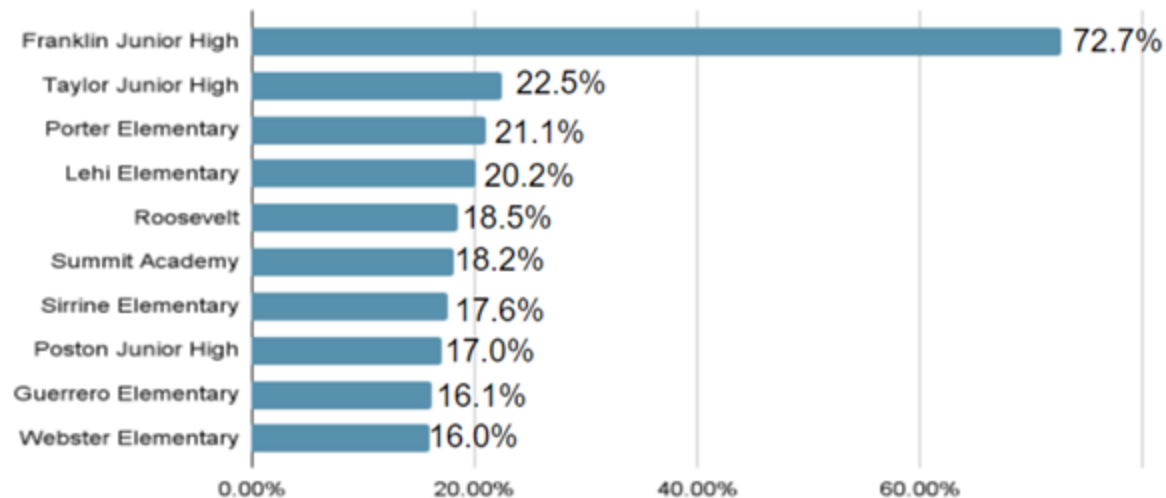
**MPS Schools  
with "Saddest"  
Self-Reported  
Students**



Grade	K	1	2	3	4	5	6	7	8	9	10	11	12
Behavior	344	419	213	331	177	171	232	317	465	67	38	22	5
Self-Harm	5	3	5	9	7	8	50	45	36	18	6	4	1
Substance Abuse	0	0	0	2	4	5	19	21	43	33	12	7	8
Suicide Intervention	5	6	8	17	22	33	54	41	45	33	25	14	6
<b>Total</b>	354	428	226	359	210	217	355	424	589	151	81	47	20
<b>Percentage</b>	0.102	0.123	0.065	0.104	0.061	0.063	0.103	0.123	0.170	0.044	0.023	0.014	0.006

# MESA PUBLIC SCHOOLS COUNSELING

## Sadness "Often" or "Almost Always"



MPS MySABERS Survey Results

**MPS SELF-  
REPORTED  
"SAD"  
STUDENTS**

