



# Transit Services

April 3, 2023

Presented by:

Jodi Sorrell, Transit Director

Fiscal Year 2023/24



# Public Purpose

---

---

---

Provide transit options that support mobility, accessibility, and economic vitality for the City of Mesa.



**Thriving  
Economy**



**Sustainable  
Environment**



**Neighborhoods &  
Placemaking**

# Priorities/Objectives

---

---

---

## Priorities

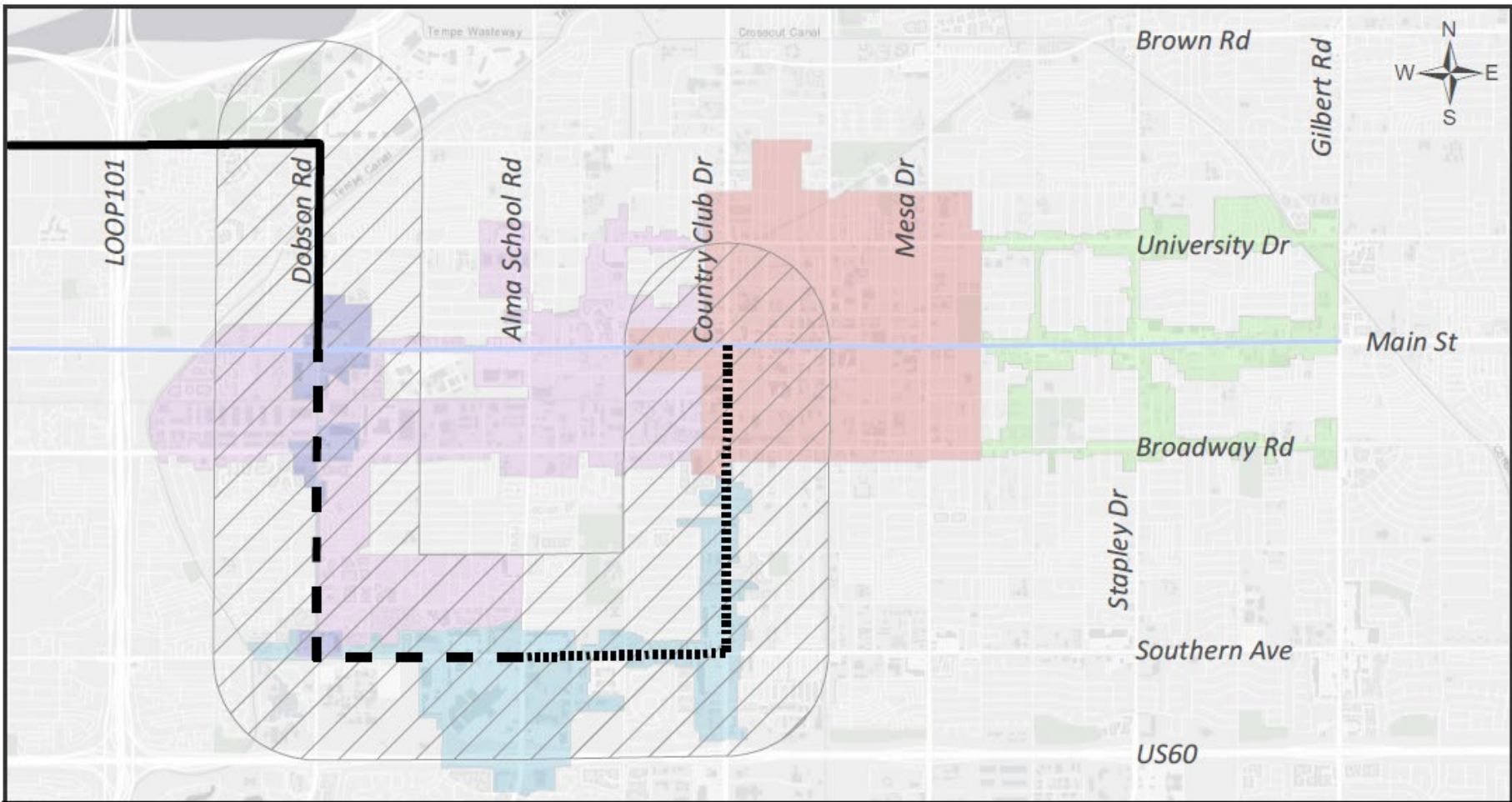
- Transit Master Plan
- Federally Funded Shelters
- Rio East/Dobson Streetcar Study
- Mesa CONNECTED TOD Study

## Opportunities

- Increasing trees around transit stops and reduce turf at our facilities and in our projects to reduce urban heat.
- Install microshelters to provide shade along bus routes
- Use outcome from Transit Master Plan to increase transit ridership

## Challenges

- Regional funding status is uncertain after 12/31/2025
- Staffing



### Legend


 Study Area (1/2 MI)

 Light Rail

#### Streetcar Routes

 Phase 1 Rio Salado East/Dobson Streetcar Extension

 Phase 2 Streetcar Extension


 Phase 3 Potential Streetcar Extension

#### Economic Development Redevelopment Areas (RDA)

 Mesa Town Center RDA

 Asian District RDA

 East RDA

 West RDA

 Southwest RDA

# Priorities/Objectives

---

---

---

## Priorities

- Transit Master Plan
- Federally Funded Shelters
- Rio East/Dobson Streetcar Study
- Mesa CONNECTED TOD Study

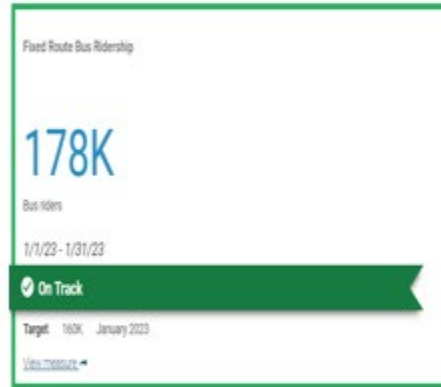
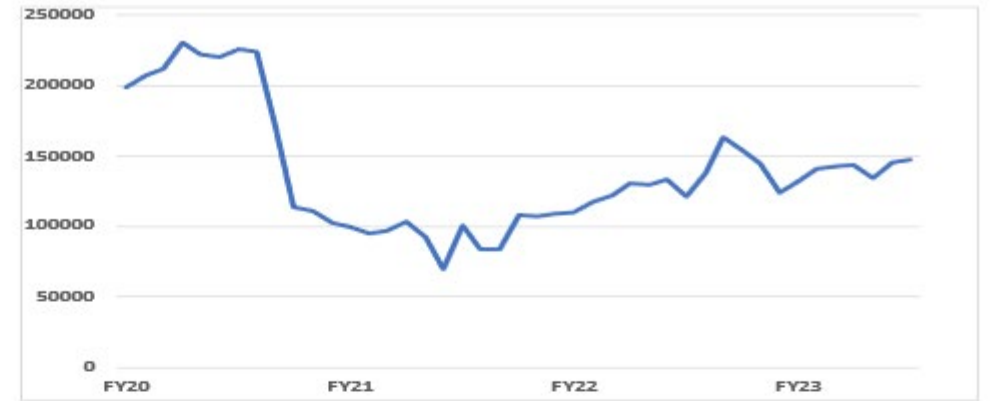
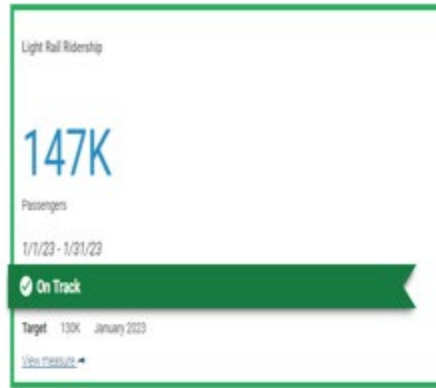
## Opportunities

- Increasing trees around transit stops and reduce turf at our facilities and in our projects to reduce urban heat.
- Install microshelters to provide shade along bus routes
- Use outcome from Transit Master Plan to increase transit ridership

## Challenges

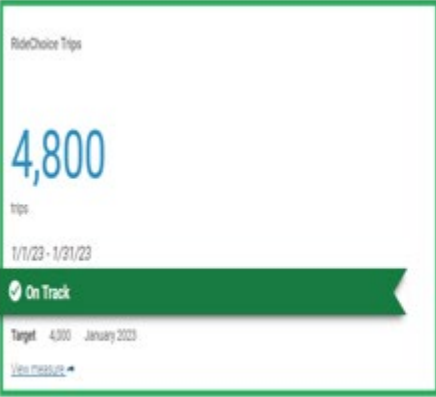
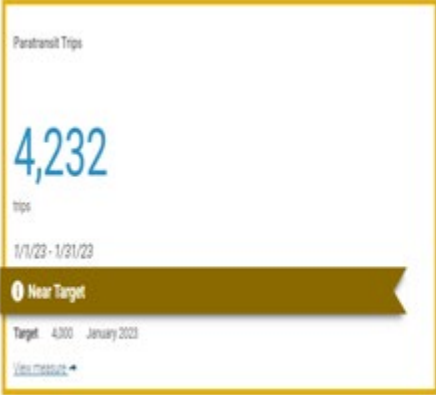
- Regional funding status is uncertain after 12/31/2025
- Staffing

# Performance Metrics





# Performance Metrics



# Expenditure Summary

| Core Business Process     | FY 21/22<br>Year End Actuals |   | FY 22/23<br>Revised Budget |   | FY 22/23<br>Year End Estimate |   | FY 23/24<br>Proposed Budget |
|---------------------------|------------------------------|---|----------------------------|---|-------------------------------|---|-----------------------------|
|                           | Transit Fund                 | COVID stimulus funds received by the City | Transit Fund               | COVID stimulus funds received by the City | Transit Fund                  | COVID stimulus funds received by the City |                             |
| <b>Administration</b>     | \$0.5                        |   | \$2.6                      |   | \$2.6                         |   | \$1.0                       |
| <b>Light Rail</b>         | \$5.7                        | \$7.3                                     | \$10.0                     | \$6.2                                     | \$10.0                        | \$6.2                                     | \$17.3                      |
| <b>Fixed-Route Bus</b>    | \$1.9                        | \$3.2                                     | \$5.2                      |   | \$5.6                         |   | \$4.2                       |
| <b>Accessible Transit</b> | \$0.0                        | \$1.6                                     | \$0.0                      |   | \$0.0                         |   | \$0.0                       |
| <b>Facility O&amp;M</b>   | \$0.6                        |   | \$1.0                      |   | \$1.0                         |   | \$0.8                       |
| <b>Total</b>              | <b>\$8.7</b>                 | <b>\$12.1</b>                             | <b>\$18.8</b>              | <b>\$6.2</b>                              | <b>\$19.2</b>                 | <b>\$6.2</b>                              | <b>\$23.3</b>               |
| <b>Light Rail Revenue</b> | \$1.7                        |   | \$1.3                      |   | \$1.8                         |   | \$1.7                       |
| <b>Advertising/Other</b>  | \$0.5                        |   | \$1.0                      |   | \$1.4                         |   | \$0.1                       |
| <b>Total</b>              | <b>\$2.2</b>                 |   | <b>\$2.3</b>               |   | <b>\$3.2</b>                  |   | <b>\$1.8</b>                |



# FY 23/24 Prop. 400 Service Enhancements

---

---

---

July 2023

Route 45 (Broadway Road) transitions from being locally funded to Proposition 400 funding (*FY24 estimated cost of \$3.2M*)

October 2023

Route 48 (48<sup>th</sup> Street) will extend on Rio Salado from current end of line at Tempe Marketplace to Riverview. This extension will be funded by Proposition 400 (*FY24 estimated cost of \$230K*)



# Contracted Services Estimates (in estimated net costs after VM adjustments)

| Service         | Prop 400 Funded | Locally Funded | Total  |
|-----------------|-----------------|----------------|--------|
| Light Rail      |                 | \$15.7         | \$15.7 |
| Fixed-Route Bus | \$23.2          | \$4.2          | \$27.4 |
| Paratransit     | \$3.3           |                | \$3.3  |
| RideChoice      | \$1.9           |                | \$1.9  |
| Total           | \$28.4          | \$19.9         | \$48.3 |

Dollars in Millions

# Bus Stop Shade Program Update

---

---


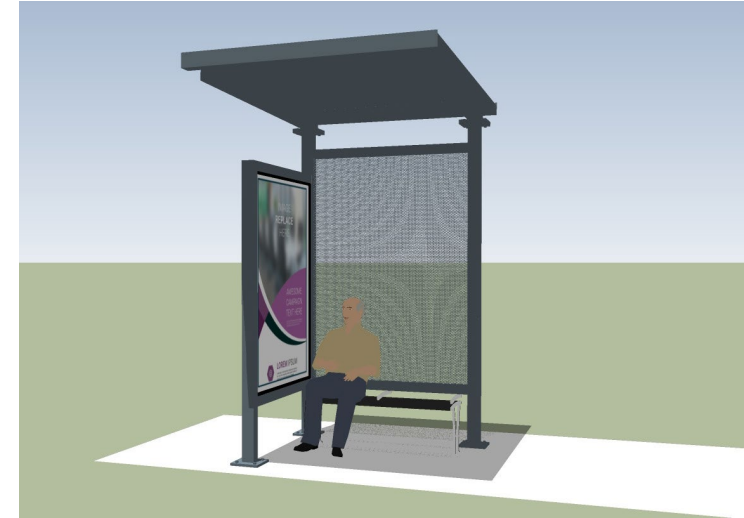
---

## Shade Study

- 350 bus stops evaluated
- 192 were shaded from another source
  - Adjacent Building
  - Vegetation
  - Tree
  - Wall

Micro shelter

Federal Grant





# Transit Master Plan Update



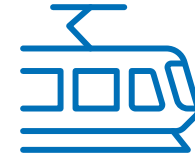


# What is Transit?

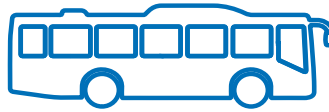
A public service that helps people move around if they don't have access to a car or want to skip the drive.



**Light Rail**



**Streetcar**



**Local & Express Bus**



**Neighborhood Circulator**



**Microtransit**



**Paratransit**



# Why is Transit Important?

Besides being especially helpful for people without access to a car or who are unable to drive, transit can move more people at one time and help reduce congestion and pollution.



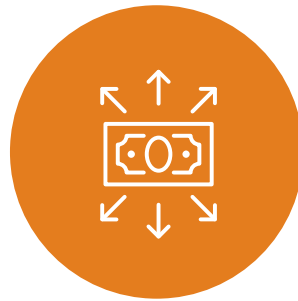
Improves  
Quality of Life



Reduces Traffic  
Congestion



Social Equity  
Resource



Economic  
Growth



Sustainable  
Future



# Mesa's Transit Today

In 2022, Mesa's transit services provided more than **3.4 million** rides.

## Mesa Transit Snapshot



### Light Rail

5.5 Miles  
7 Stations in Mesa



### Local & Express Bus

19 Routes in Mesa  
700 Bus Stops  
4 Park and Rides  
3 Transit Centers



### BUZZ Circulator

2 Neighborhood Routes  
Downtown BUZZ & Fiesta BUZZ



### Paratransit & RideChoice

Door-to-Door / Curb-to-Curb  
Service for People with Disabilities



# Mesa's Transit Master Plan

- Enhances existing transit services and explores innovative transit programs for Mesa
- Creates a road map to reach Mesa's short-term (2030) and long-term (2050) transit goals





# Community Outreach

Feedback will be used to understand Mesa community's needs and vision for transit services and developments.

---

## In-Person Engagement Activities

- Leadership Interviews (Mayor and Councilmembers)
- Bus Operator Outreach
- Hacktivate Mesa
- Asian Festival 📷
- Mayor's Youth Committee
- Mesa Human Relations Advisory Board Meeting 📷
- I Love Mesa Day 📷



In coordination with General Plan and Transportation Master Plan





# Public Survey

Feedback will be used to understand Mesa community's needs and vision for transit services and developments.

---

47

**Hackivate Mesa Live Polling**  
responses received

876

**Transit Master Plan Online Survey**  
responses received *(as of 3/22/23)*

## Other Ongoing Outreach Activities

- Stakeholder Interviews
- Valley Metro Transportation Coordinator Outreach
- Bus Rider Surveys





# Pinnacle Prevention

Coordinated outreach efforts have been used to connect with west and central Mesa residents and community groups.



## Strengthening Access and Connection In Mesa Through Transit-oriented Solutions

- Maricopa County Department of Public Health grant
- Led by Pinnacle Prevention - a non-profit organization
- Project will help Mesa residents use transit to gain access to food and community services.

### Engagement Activities

- Pinnacle Prevention Community Advisory Board
- Stakeholder Interviews and community conversations


# Transit Master Plan Next Steps

---

---

---

1. Assessment of needs (demographics, employment, and land use).
2. Develop vision, goals, and objectives.
3. Develop preliminary transit solutions.
4. Continue project coordination efforts.
5. Launch Transit Master Plan Survey 2 (May/June).



mesa·az