



Office of Economic Development

April 20, 2023

Bill Jabjiniak, Economic Development Director

Jaye O'Donnell, Assistant Economic Development Director

Lori Collins, Deputy Economic Development Director

Chris Molnar, Management Assistant II

Sarah Tolar, Education and Workforce Administrator

Fiscal Year 2023/24



Public Purpose

OUR PURPOSE IS TO
support the creation of quality jobs,
promote direct investment,
promote a culture of quality,
increase prosperity, and
improve life for residents.



Priorities/Lines of Service



Business Attraction, Retention and Expansion (BRE)

Small Business Development / Entrepreneurship

Redevelopment / Revitalization

Workforce Development / Talent Attraction



Priorities/Opportunities

Priorities

- Emphasizing Small Business and Workforce

Opportunities

- Improved Real Estate Inventory
- Adaptive Reuse / Redevelopment / Revitalization

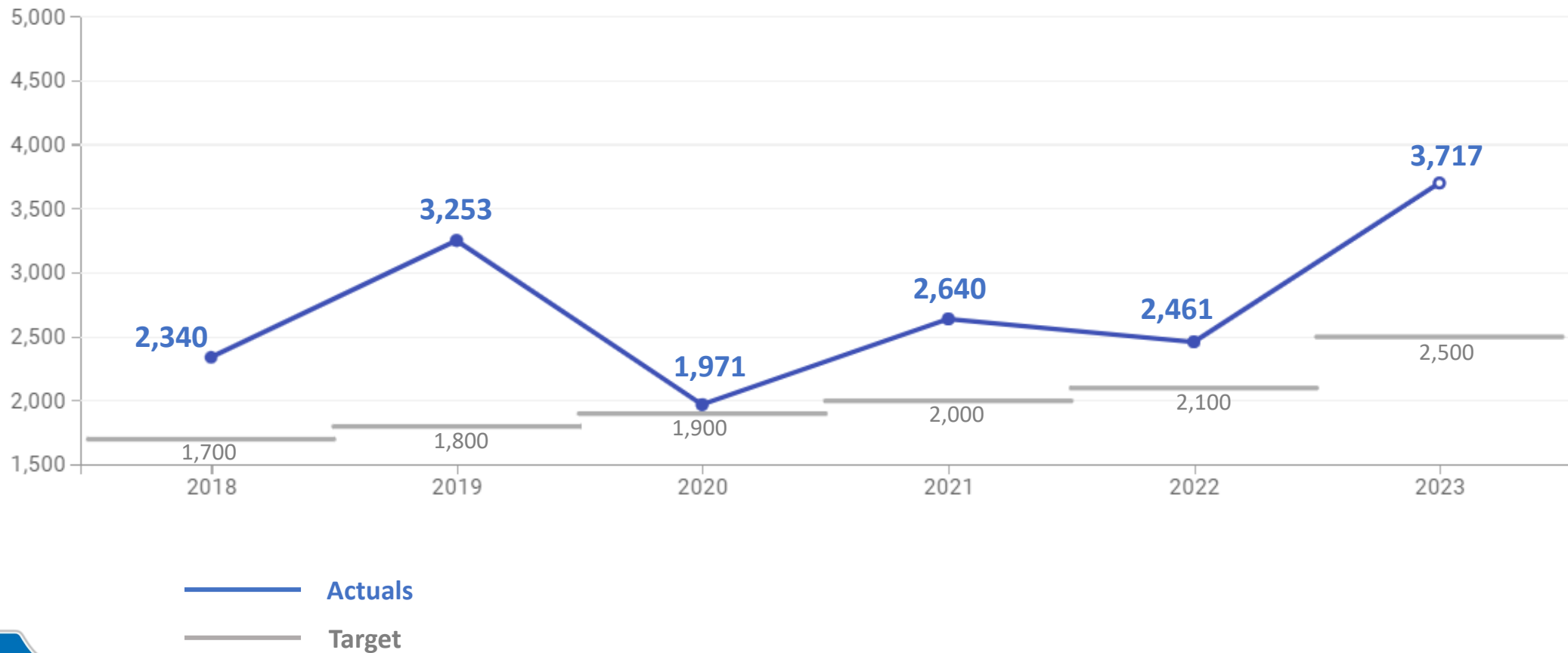


Performance Measures Overview

	GOAL	AS OF 4/17/23	% OF GOAL MET
# Announced New/Retained Jobs	2,500	3,717	149%
Avg Annual Wage of Jobs Created/ Retained	\$56K (135% of county median wage)	\$64.7K	116%
Capital Investment Announced	\$750M	\$1.42B	189%

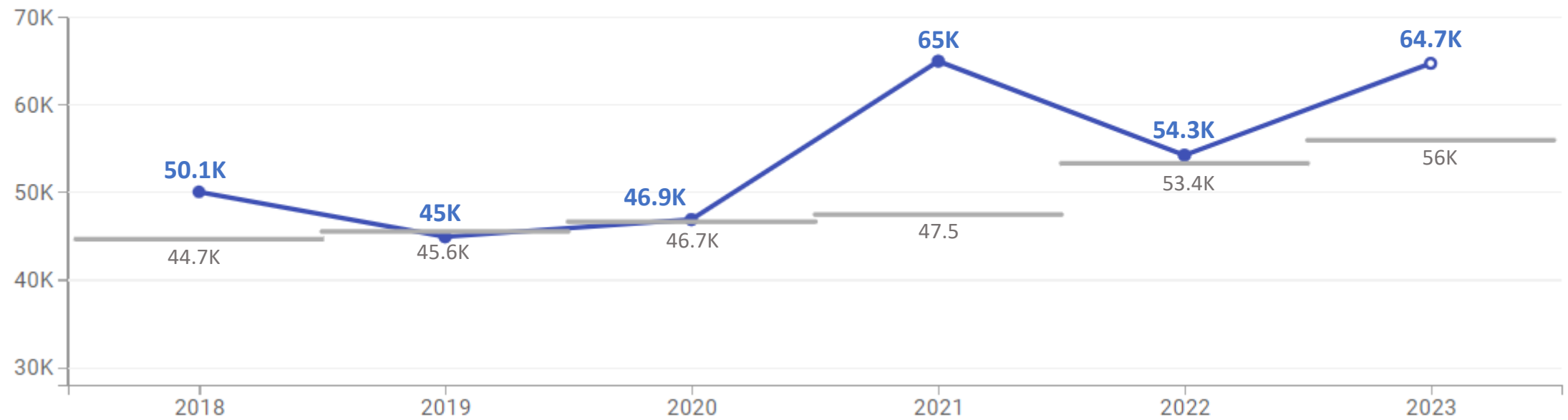
Performance Measure

Announced New and Retained Jobs Cumulative YTD



Performance Measure

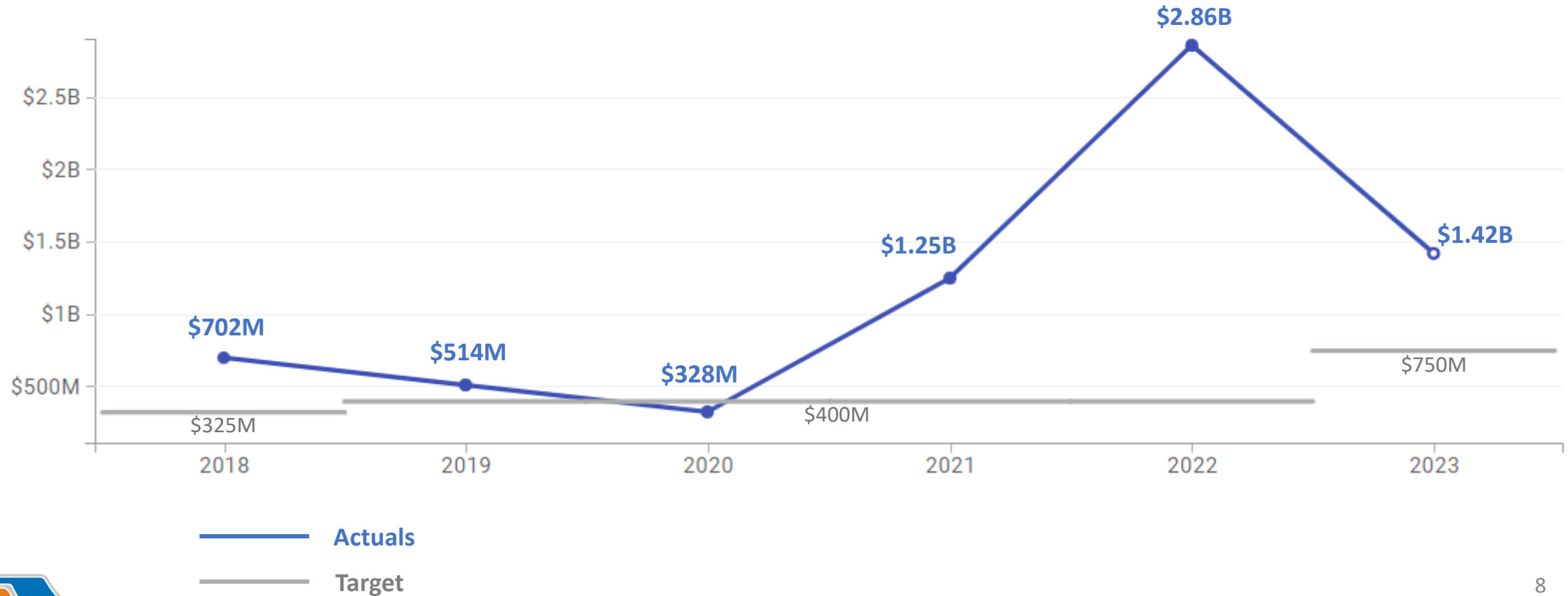
Average Annual Wage of New Jobs Announced and Jobs Retained



— Actuals
— Target

Performance Measure

Capital Investment - Announced



Expenditure & Revenue Summary

Core Business Process	FY 21/22 Year End Actuals	FY 22/23 Revised Budget	FY 22/23 Year End Estimate	FY 23/24 Proposed Budget
Expenditures				
Building a Sustainable Community	\$1.4	\$1.6	\$1.5	\$1.6
Creating and Retaining Quality Jobs	\$2.8	\$3.0	\$2.9	\$2.9
Economic Investment Projects	\$2.8	\$3.9	\$3.7	\$3.5
Expenditure Total:	\$7.0	\$8.6	\$8.2	\$8.0
Revenues				
Economic Investment Projects	\$2.8	\$3.3	\$2.8	\$3.0
Revenue Total:	\$2.8	\$3.3	\$2.8	\$3.0



Neighborhoods & Placemaking



Skilled & Talented Workforce



Thriving Economy



Strong Community Connections

Dollars in Millions

NOTE: Individual lines shown may not be exact due to rounding

Education & Workforce Development Initiative

A CITY-WIDE EFFORT: BUILDING A THRIVING WORKFORCE

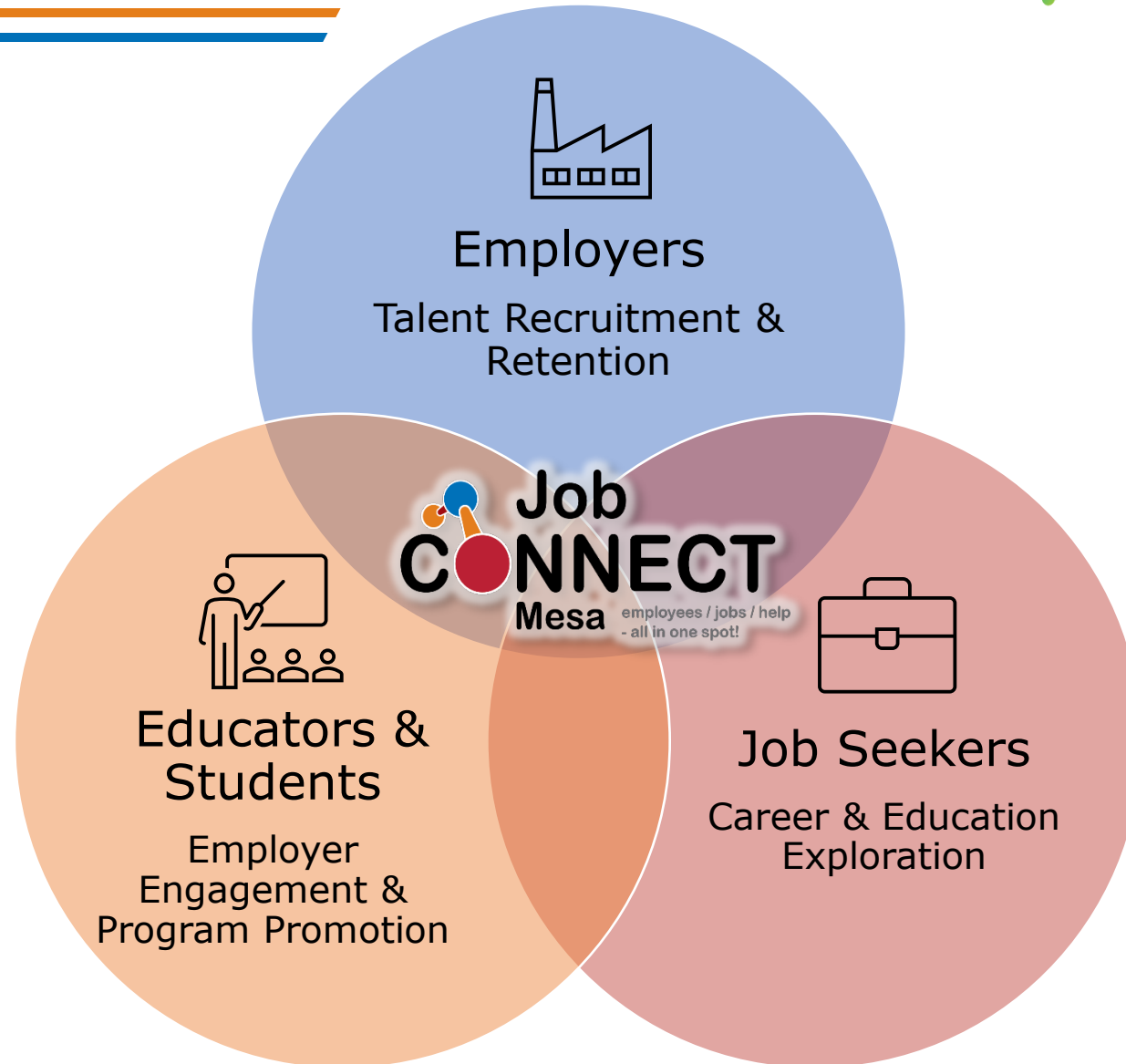
Services to Business -
Office of Economic Development

Services to Community -
*Education & Workforce Office /
Workforce Center @ Mesa*





Workforce Development

via  Pipeline AZ



Workforce Development

Adjustment	Amount	Council Strategic Priorities
Platform Development + Maintenance Cost (Year 1)	\$61,900	 <p>Skilled & Talented Workforce</p>
Ongoing Maintenance + Support (Year 2+)	\$18,200	
3 Year Pilot Total	\$98,300	 <p>Strong Community Connections</p>

What does success look like?

Project Key Performance Indicators: Impressions, Click-Through Rate, Referrals to Partner Organizations



Employers: Single interface for recruiters to work with talent and career navigators



Job Seekers: Ability to use single sign-on architecture across all stages of career



Educators & Students: Promotion of career pathways. Data on students' career interest and aptitude to inform employer engagement



mesa·az